

manwin

Float level Indicator - MFL



General Description

manwin float level indicator used to see the level of fluid easily from any where in the surrounding area of Instillation. This helps the maintenance easy and maintain the life of the systems by avoiding the pump to run with out fluid.

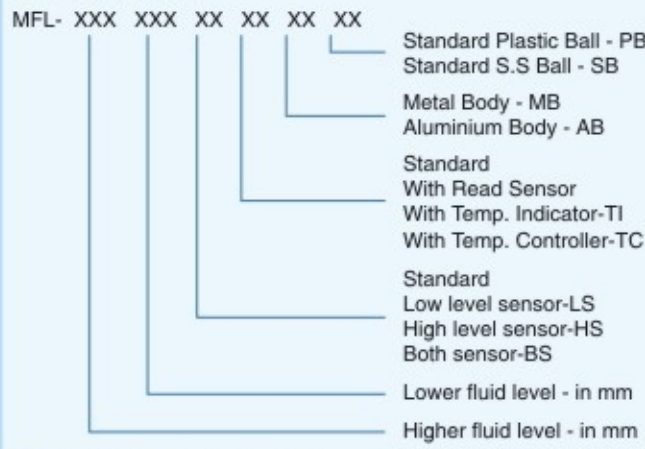
Features

Compact and elegant design. Can be manufactured to meet any size requirements. Easy visible helps to maintain the fluid level.

Specification

- Type of construction : MFL- Tubular transparent construction for easy viewing
- Type of mounting : Tank top mounted
- Ambient and Fluid Temperature Range-20°C to+40° C

Ordering Code



Application : It is used in Hydraulic power packs and Machine Coolant tank.

manwin

Needle Valves - MNV

General Description

manwin Line mounted needle valves used to flow control in both direction.

Features

Compact and elegant design. The knob are designed for better grip and the needle valves taper stem tip which is better control fluids. Designed for better accuracy of flow and trouble free operation by providing extra sealing arrangements. Phosphated for rust free and austhetic design.



Dealer



* All rights reserved subject to change with out notice .

manwin



Marketed By

Mantech Systems

The Reliable Hydraulic Source

141, N.G.N. Street, New Siddha Pudur,
Coimbatore - 641 044. Cell : 98422-55604
Phone : 0422-2528222 Telefax : 0422-2528221
E-mail : mantech@eth.net www.mantechsystems.com

manwin

Flow Control Valves - MFC



General Description

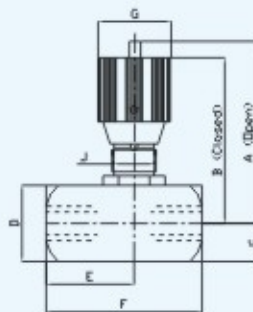
manwin Line mounted flow control valves control the hydraulic fluids flow through it. The flow rate will increase or decrease by adjusting the Knob in both the direction of rotation. Flow controls in one direction only and other direction is free flow of fluids through a standard built in check valve. The colored scale indicates an accurate repetition of settings for regulated flow. The flow Increase corresponds to increase in the size of the triangle on the rings while adjusting the Knob.

Features

Compact and elegant design. The knob are designed for better grip and the needle with notching effect for better control of fluids. Designed for better accuracy of flow and trouble free operation by providing extra sealing arrangements. Phosphated for rust free and austhetic design.

Specification

- Type of construction : MFC-Notch type flow control with Built in check valve one direction controlled and opposite direction free flow. MFV- Notch type flow control with out Built in check valve for both the direction control flow.
- Type of mounting : Line
- Direction of flow : MFC- A to B controlled flow, MFV- both the direction controlled flow.
- Ambient and Fluid Temperature Range-20°C to +80°C
- Material: Free machining steel phosphated
- Nominal Pressure 350 bar
- Fluid Mineral Oil to DIN 51524
- Oil Viscosity Range- 2.8mm²/sec to 800 mm²/sec
- Filtration- Max permissible contamination ISO4406 Class 21/19/16 (NAS 1638 Class 10). Filter with retention rate of B 100
- Type of adjustment : Manually
- Cracking Pressure - 0.5 bar standard
- Pressure Drops depends on flow rate



SL No.	Valve Code No.	Size	Threaded Connection	Flow Rate Max Liters/Min	A	B	C	D	E	F	G	J	WT Gms
01	MFC-08-L-1X	08	1/4	40	96.5	91.5	15	30	24.5	58	36	M22X1.5	490g
02	MFC-10-L-1X	10	3/8	50	105.5	100	42	36	18	70	36	M22X1.5	760g
03	MFC-12-L-1X	12	1/2	60	107.5	102	34.5	38	19	78	36	M22X1.5	940g
04	MFC-16-L-1X	16	3/4	120	114	109	22.5	45	40.5	97	36	M22X1.5	1380g
05	MFC-20-L-1X	20	1	180	164	151	25	50	78	128	47.5	M36X1.5	2400g

manwin

Check Valves-MCV

General Description

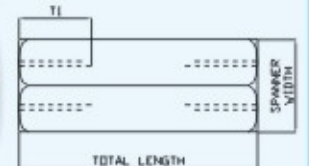
manwin Line mounted check valves used to allow free flow from Port 'A' to Port 'B' and closes the oil flow in opposite direction.

Features

Compact and elegant design. Valve Poppet are made of high strength steel with hardened and grounded to ensure minimum wear and leakage on return flow to extend service of life. Quick response. Phosphated for rust free and austhetic design.

Specification

- Type of construction : MCV- Line mounted non return valve for Free flow in one direction and closes the oil flow in opposite direction.
- Type of mounting : Line
- Direction of flow : MCV-A to B free flow, Opposite side normally closed
- Ambient and Fluid Temperature Range - 20°C to +80°C
- Material: Free machining steel phosphated
- Nominal Pressure 350 bar
- Fluid Mineral Oil to DIN 51524
- Filtration- Max permissible contamination ISO4406 Class 21/19/16 (NAS 1638 Class 10) .Filter with retention rate of B 100
- Cracking Pressure-0.5 bar standard 1.5, 3 or 5 are optional
- Pressure Drops depends on flow rate



SL No.	Valve Code No.	Size	Threaded connection BSP	Flow rate max Liters/min	L1 mm	T1 mm	SW mm	WT Gms
01	MCV-08-L-1X	08	1/4	20	60	15	19	110g
02	MCV-10-L-1X	10	3/8	30	65	18	25	210g
03	MCV-12-L-1X	12	1/2	50	75	20	30	310g
04	MCV-16-L-1X	16	3/4	80	105	25	38	710g
05	MCV-20-L-1X	20	1	120	120	30	46	1090g